



Erasmus+

Ανοίγει δρόμους, αλλάζει ζωές.



YOUTH HORIZONS
conceive.believe.achieve.

13-20 DEC. 2024

TRAINING COURSE



INFO PACK

KIATO

GREECE

CRIME SCENE - DO NOT CROSS | CRIME SCENE - DO NOT CROSS | CRIME SCENE - DO NOT CROSS | CRIME SCENE - DO NOT CROSS | CRIME SCENE - DO NOT CROSS



CODEBREAKERS: GAMIFICATION & YOUTH WORK





Description

This project explores the innovative use of gamification and escape rooms as tools for enhancing youth work. Gamification, by integrating game elements into educational contexts, transforms learning into immersive, engaging experiences that foster participation and motivation among young people. Escape rooms, a practical application of gamification, offer themed puzzle-solving activities that promote critical thinking, teamwork, and problem-solving skills. By utilizing these methods, youth work programs aim to strengthen both cognitive and social-emotional competencies such as resilience, adaptability, and leadership in a fun and memorable way.

Objectives

Learn:

- More about the topic of gamification and how it is being used in everyday life and also in Youth Work.
- More about Escape rooms and how they are being successfully used in youth Work.
- How to successfully build an engaging educational Escape Room.

Preparation by Participants:

As a participant it will be needed to prepare the following:

- Reflect on your understanding of gamification and escape rooms and how they can be applied in youth work.
- Reflect on your own experiences using interactive or experiential learning methods with young people. Have you encountered any challenges in engaging youth through these methods? If so, what were they, and how did you address them?
- Think about any specific questions you may have related to the design and implementation of educational escape rooms or gamified activities, and be ready to ask the trainers.
- Prepare some good food and drinks from your countries to present in the intercultural night.

Aim

The aim of the project is to equip youth workers, leaders, and educators with the knowledge and skills to effectively use gamification and escape rooms as educational tools in youth work. By learning to design and implement these engaging methods, the project seeks to enhance learning experiences, foster teamwork, and support the holistic development of young people through innovative, experiential learning approaches.

Profile of Participants:








- At least 21 years of age.
- Works as a volunteer in the organization and is working or is planning to work with youth.
- Motivated and excited to learn
- Ready to work in a multicultural team.
- Tolerant, open-minded and abstains from any exclusionary behaviour
- Ready to use the acquired competences after the activity in dissemination and workshops with the young people.



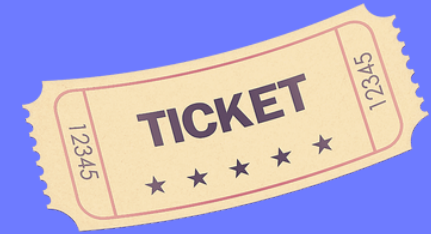
TRAVEL BUDGET



For the project “CodeBreakers: Gamification & Youth Work”
Erasmus+ has authorized the following travel budget:

Country		Organisation	Participants	Max. reimbursement per participant
ITALY		SOS EUROPA	3	275 €
MALTA		PRISMS	5	275 €
GERMANY		KULTUR & ART	3	275 €
GREECE		YOUTH HORIZONS	10	23 €
BULGARIA		H-C	3	180 €
POLAND		FRATERNITAS	3	275 €
ROMANIA		A4ACTION	3	275 €

TRAVEL REIMBURSEMENT



Reimbursement Rules:

1. Remember to use the **cheapest solution** for any kind of travel.
2. Keep **all the tickets and receipts** you get in order to prove your expenses (bus tickets, train tickets, electronic flight tickets, travel agency reservations etc.)
3. Keep all your **flight boarding passes** (round-trip flights)
4. If you check-in on-line for the return, please **print the return boarding passes** twice. If not, please **keep the return boarding passes and send them to us** after the return in your country.
5. **Taxi transportation is not eligible for reimbursement**

During the Training Course we will ask you to provide hard copies.



Please bring with you:

- All tickets, receipts and reservations that proves **the amount you have spent should be printed**
- Round-trip flight **boarding passes**
- IBAN** (number of NGO's bank account) and the name of the account holder
- Photocopy of your **ID card or passport**
- For each country there will be a **total bank transfer** for the whole group to **the association's bank account.**

Can I arrive earlier
or leave later?

Please
note that Youth
Horizons will not
provide any additional
accommodation or meals
for your further stay in Greece
except for the project dates.
However we can cover your
travel expenses if you come/
leave 1 or 2 days earlier/
later from the project
dates in total.

ACCOMMODATION



The accommodation for the days of the project is located next to the beach, in the suburban area of Kiato 2,5km away from the city center.

- Towels/bed linens
- Free wireless WiFi
- Air-Condition
- Television


Each room will accommodate **3-5 people** of the same gender but from different countries.

!! Important Note !!

Our Activity Area will be indoor but next to the sea. As the project will take place in the middle of the winter and temperatures can be low, **we strongly recommend you to bring WARM CLOTHES**



HOW TO REACH KIATO?



Best way to reach KIATO is by TRAIN directly from Athens Airport (it takes around 2 hours)

From Athens Airport you can take the suburban train "Proastiakos" (pictured below) with direction to Athens/Piraeus (XX:07, every hour at past 7 minutes).

Be careful not to confuse the train with the metro train since they both depart from the same platform. (Ask for "proastiakos" to be sure!)

After 10 stops from the Airport, you have to disembark at "Kato Acharnai" station (at around XX:40) and take the next train from the opposite side of the platform with direction to "Kiato" (XX:45).

You should arrive and get off at last station which is "Kiato" Station after 11 stops (at around XX:55).

The earliest train from the Airport starts at 6:07 and
the last one leaves at 22:07

Check out the itineraries and book your train tickets online at:
<https://tickets.hellenictrain.gr/dromologia/?lang=en>



Please contact with us to
arrange your pick
up from KIATO
Suburban Railway Station
to the hotel/venue.



The suburban train ticket (Proastiakos) from the Airport to Kiato costs 13,00€ full price one way or 20,80€ with return.

We strongly suggest booking with return considering that it has discount

If you are under 24, you can get further discount.

Don't forget to ask for the reduced ticket price if it applies to you!

You can buy a ticket either from the ticket desks at the airport train station, online at <https://www.hellenictrain.gr/en> or by downloading the Hellenic Trains app.



REMEMBER!

THINGS TO KEEP IN MIND

Meal

Participants will be provided with 3 meals a day (breakfast, lunch, dinner), as well as 2 coffee breaks. Dietary needs such as vegetarianism as well as restrictions such as allergies will be taken into consideration as provided in the participation form. Besides that, please remain open-minded and curious about trying new foods and tasting the different flavors of the Greek cuisine!

Important notice on food:

Please, keep in mind, that the provided food may differ from the food you are used to have in your country, and, even in case of providing food for special groups, e.g. (if you are heavily meat eater or vegetarian) it may not fully meet your expectations. So be open minded for new gastronomic discoveries!



Travel Insurance

Participants are required to have a travel insurance for the whole duration of the project. This is obligatory for your safety and health. Travel Insurance is not provided and will not be reimbursed by the organizers. Participants are responsible to get their own travel insurance for the duration of the project. Travel insurance is mandatory. Bringing your European HealthCard is not enough.

All participants including youth workers need to have travel insurance.



Weather

Project will take place in the middle of Winter & temperature can be cold, so feel free to bring WARM CLOTHES

You can always check the weather forecast for Kiato through this link:

https://www.meteo.gr/cf.cfm?city_id=408



PREPARATION

**PLAN, PACK
PREPARE**

What to prepare?

- An interesting, creative **presentation for your country**. We encourage you to think out of the box: role-play skits, quizzes, energizers, games, dances, interactive presentations etc.
- A presentation **about your organization** (background, action, previous initiatives, non-formal learning methods used, etc.)

Packing List



- Traditional food and drinks from your country
- Traditional clothes, musical instruments, games, etc
- Your country's flag
- Brochures, booklets, flags, banners, posters and other materials from your NGO
- Swimming Suit and beach towel (optional)
- Any medicine you may need or take occasionally
- Creativity, excitement and smiles!
- To be more environmentally friendly we urge you to bring your **personal mug** and **water bottle!!**

GREEK LANGUAGE BASICS



Some useful words and phrases for your visit in Greece:

English	Greek	English	Greek
Hello!	Ya!	How much is it?	Poso kani?
Yes	Ne	Thank you	Efharisto
No	Ohi	Excuse me/Sorry	Signomi
Good morning	Kalimera	See you	Ta leme
Good evening	Kalispera	Can you help me please?	Borite na me voithisete parakalo
Good night	Kalinichta	I don't understand	Then katalaveno
My name is___	Me lene___	I don't speak Greek	Then milao elinika
How are you?	Ti kanis?	Where is the___?	Pou ine to___?
I'm fine	Ime kala	Help!	Voithia
I'm not good	Then ime kala	The bill, please	To logariasmo parakalo
I come from	Ime apo	I would like a bottle of water	The ithela ena boukali nero



ATTENTION

Please, do not book any tickets yet!



STEP 1: Once you have been chosen from your Sending NGO to participate please fill in the Participation Form.



STEP 2: After you submitted your Participation Form it's time for some patience!

Your Participation Form is being evaluated from our trainers!

It is important to ensure that your profile is matching with the project's learning process as well as to learn your background & potential input to the project.

STEP 3: Once the trainers confirm the eligibility of your participation, you will receive a Confirmation of Participation email.

Then, after **consulting the price and route with the Sending NGO** you are eligible to continue with the process of booking your tickets.

Before buying the tickets you should always contact us and **ONLY** after our permission you can proceed.

YOUR LANDING TIME IN ATHENS MUST BE EARLY ENOUGH SO YOU CAN CATCH THE LAST TRAIN FROM AIRPORT TO KIATO (22:07)

CONTACT



For more information or any questions do not hesitate to come in contact with us!

E-mail: youthhorizonsgr@gmail.com

Facebook page: Youth Horizons

Instagram: [youthhorizonsgr](https://www.instagram.com/youthhorizonsgr)

Website: youthhorizons.gr

Contact People

Panagiotis Papailias

+30 6946199693 (Whatsapp)



Dilan Gunay

+30 6983788167 (Whatsapp)

See you soon in Greece



YOUTH HORIZONS
conceive believe achieve